

# MASEMA



## Packaging Machineries

The best ROI for  
your food production  
machinery investment

# Lite

## SMALL VERTICAL LIQUID PACKAGING MACHINE



**MSP-V160L**

**PACKING SPEED** : 20-50 bags / min  
**MEASUREMENT RANGE** : 20-100 / 100-300 / 300-500 mL  
**FILM WIDTH** : Max. 320 mm

## SMALL VERTICAL AUGER PACKAGING MACHINE



**MSP-V160A**

**PACKING SPEED** : 20-50 bags / min  
**MEASUREMENT RANGE** : 1-5 / 5-15 / 15-50 / 50-150 / 100-500 g  
**FILM WIDTH** : Max. 320 mm

## SMALL VERTICAL VOLUMETRIC PACKAGING MACHINE



**MSP-V160V**

**PACKING SPEED** : 20-50 bags / min  
**MEASUREMENT RANGE** : 20-250 g  
**FILM WIDTH** : Max. 320 mm

## SMALL VERTICAL SEMI BUCKET CONVEYOR PACKAGING MACHINE



**MSP-V160B**

**PACKING SPEED** : 20-50 bags / min  
**MEASUREMENT RANGE** : 20-500 g  
**FILM WIDTH** : Max. 320 mm

## AUGER LARGE PACKAGING MACHINE



**MSP-V320A**

**PACKING SPEED** : 25-60 bags / min  
**POWER** : 3-5 KW  
**DIMENSION** : 1665 x 1161 x 2291 mm  
**WEIGHT** : 400 Kg

## LIQUID LARGE PACKAGING MACHINE



**MSP-V320L**

**PACKING SPEED** : 25-60 bags / min  
**POWER** : 3-5 KW  
**DIMENSION** : 1665 x 1161 x 2291 mm  
**WEIGHT** : 300 Kg

## 2 IN 1 MULTIHEADS WEIGHER WITH LARGE PACKAGING MACHINE



**MSP-V420WW**

**PACKING SPEED** : 25-60 bags / min  
**POWER** : 3-5 KW  
**FILLING CAPACITY** : 50-500 g  
**MACHINE SIZE** : 1560 x 1400 x 2100 mm

## VERTICAL PACKAGING MACHINE WITH MULTI-HEADS WEIGHER



**MACHINE UNIT COMPOSITION**

1. Z type material elevator	4. Support platform
2. Vibration feeder	5. V420 Machine
3. 10 heads weigher	6. Output Conveyor

## POWDER AND GRANULAR (STICK PACK) PACKAGING



**MSP-YF50**

**PACKING SPEED** : 20-35 bags / min  
**POWER** : 5.5 KW  
**DIMENSION** : 930 x 1500 x 2400 mm  
**WEIGHT** : 400 Kg

## TWIN VFFS PACKAGING MACHINE



**MSP-VT420**

**PACKING SPEED** : 100 bags / min  
**POWER** : 6 KW  
**DIMENSION** : 2000 x 1320 x 1750 mm  
**WEIGHT** : 80 Kg

## HIGH VISCOUSITY LIQUID/PASTE PACKAGING MACHINE



**MSP-VL350**

**PACKING SPEED** : 5-20 bags / min  
**DIMENSION** : 1110 x 1550 x 2065 mm  
**WEIGHT** : 260 Kg

## POWDER MULTILINES PACKAGING MACHINE



**MSP-ML280P**

**PACKING SPEED** : 20-40 bags / min / lane  
**POWER** : 3.5 KW  
**DIMENSION** : 1385 x 918 x 2005 mm  
**GROSS WEIGHT** : 350 Kg  
**MEASUREMENT METHOD** : Auger Filling by servo

## LIQUID MULTILINES PACKAGING MACHINE



**MSP-YY520**

**PACKING SPEED** : 20-40 bags / min / lane  
**POWER** : 11 KW  
**DIMENSION** : 1410 x 1700 x 2500 mm  
**WEIGHT** : 1000 kg

## GRANULE MULTILINES PACKAGING MACHINE



**MSP-VK1200E**

**PACKING SPEED** : 20-40 bags / min / lane  
**POWER** : 15 KW  
**DIMENSION** : 2200 x 1900 x 2300 mm

## IRREGULAR SHAPED SACHET PACKAGING MACHINE



**MSP-VR50**

**PACKING SPEED** : 20-30 bags / min  
**DIMENSION** : 1930 x 750 x 1800 mm  
**WEIGHT** : 320 Kg


## IRREGULAR SHAPE LIQUID MULTILINES PACKAGING MACHINE



**MSP-YY50**

**PACKING SPEED** : 20-30 bags / min / lane  
**POWER** : 3.5 KW  
**DIMENSION** : 780 x 1250 x 1800 mm  
**WEIGHT** : 500 Kg  
**FILLING CAPACITY** : 3-15 g

## TRIANGLE BAG PACKAGING MACHINE



**MSP-YJ50**

**PACKING SPEED** : 20-40 bags / min  
**POWER** : 5.5 KW  
**DIMENSION** : 930 x 1500 x 2400 mm  
**WEIGHT** : 400 Kg or so

## SINGLE SEASONING PACK PACKAGING MACHINE



**PACKING SPEED** : 30-150 bags / min  
**GROSS WEIGHT** : 450 Kg  
**POUCH SIZE** : (W)30-95 mm, (L)45-160 mm

## TWIN SEASONING PACK PACKAGING MACHINE



**PACKING SPEED** : 60-100 bags / min  
**POWER** : 2 KW  
**DIMENSION** : 1300 x 1000 x 1630 mm  
**GROSS WEIGHT** : 400 Kg

## TRIPLET INSTANT NOODLE SEASONING PACK PACKAGING MACHINE



**MSP-YS320**

**PACKING SPEED** : 60-80 bags / min  
**POWER** : 3 KW  
**GROSS WEIGHT** : 400 Kg  
**POUCH SIZE** : (W)35-100 mm, (L)45-180mm

## AUTOMATIC TEABAG WITH OUTER SACHET PACKAGING MACHINE



**MSP-TB18**

**PACKING SPEED** : 60 bags / min  
**POWER** : 3.7 KW  
**MEASUREMENT RANGE** : 1-15 g / bag


## TEA BAG PACKAGING MACHINE WITH THREAD & LABEL



**MSP-K-200J**

**PACKING SPEED** : 60 bags / min  
**POWER** : 2.5 KW  
**DIMENSION** : 780 x 1250 x 1680 mm  
**WEIGHT** : 430 Kg  
**FILLING CAPACITY** : 3-15 g

## TRIANGLE SHAPE TEABAG PACKAGING MACHINE



**MSP-TB20**

**PACKING SPEED** : 40-50 bags / min  
**POWER** : 500 W  
**WEIGHT** : 350 Kg

## DRIP COFFEE PACKAGING MACHINE



**PACKING SPEED** : 20-45 bags / min  
**POWER** : 3.7 KW  
**FILLING RANGE** : 5-15 g  
**DIMENSION** : 1400 x 900 x 2450 mm  
**OUTER BAG SIZE** : 120 x 110 mm  
**INNER BAG SIZE** : 90 x 74 mm

## AUTOMATIC COFFEE POD PACKAGING MACHINE



**MSP-CP50**

**PACKING SPEED** : 20-45 bags / min  
**POWER** : 4.5 KW  
**DIMENSION** : 1995 x 1050 x 1977 mm  
**WEIGHT** : 800 Kg


## HORIZONTAL PACKAGING (UPPER ROLL) 400 MACHINE



**MSP-H185-3S**

**PACKING SPEED** : 30-120 bags / min  
**POWER** : 2.6 KW  
**FILM WIDTH RANGE** : 250-320 mm / 320-400 mm  
**BAG LENGTH** : 90-220 mm  
**BAG WIDTH** : 110-145 mm / 145-185 mm

## HORIZONTAL PACKAGING 350 (BOTTOM ROLL) MACHINE



**MSP-H160X-3S**

**PACKING SPEED** : 30-120 bags / min  
**POWER** : 2.5 KW  
**FILM WIDTH RANGE** : 320-350 mm  
**BAG LENGTH** : 90-220 mm  
**BAG WIDTH** : 55-110 mm / 145-160 mm

## PILLOW TYPE CANDY HORIZONTAL PACKAGING MACHINE



**PACKING SPEED** : 1200 bags / min  
**GROSS POWER** : 4 KW  
**DIMENSION** : 2500 x 1350 x 1720 mm  
**GROSS WEIGHT** : 1400 Kg

## BISCUIT SANDWICHING SYSTEM




**PACKING SPEED** : 30-160 bags / min  
**POWER** : 8 KW  
**WEIGHT** : 1500 Kg  
**BAG LENGTH** : 70-250 mm  
**BAG HEIGHT** : 30-65 mm

## RICE CRACKER PACKING SYSTEM



**PACKING SPEED** : 80-200 bags / min  
**DIMENSION** : 6000 x 1500 x 1600 mm  
**POWER** : 5.5 KW

## WIDE FINGER HORIZONTAL PACKAGING MACHINE



**PACKING SPEED** : 20-70 bags / min  
**POWER** : 8.1 KW  
**DIMENSION** : 5810 x 1400 x 1610 mm  
**BAG LENGTH** : 150-600 mm  
**BAG WIDTH** : 70-350 mm

## DISPOSABLE TABLEWARE AUTOMATIC PACKAGING MACHINE



**MSP-T2500**

**PACKING SPEED** : 40-150 bags / min  
**PACKING WIDTH** : 30-100 mm  
**BAG HEIGHT** : <40 mm

## AUTOMATIC FEEDING & TRAY LOADING PACKAGING LINE



**MSP-HFT200**

**PACKING SPEED** : 80-200 bags / min  
**POWER** : 6 KW  
**DIMENSION** : 800 x 2000 x 1500 mm

## PILLOW TYPE AUTOMATIC PACKAGING LINE



**MSP-HP660**

**PACKING SPEED** : 80-200 bags / min  
**DIMENSION** : 9800 x 1000 x 1700 mm  
**WEIGHT** : 1600 Kg

## ON EDGE PACKAGING MACHINE (FULL SERVO)



**MSP-HS150**

**PACKING SPEED** : 30-80 bags / min  
**POWER** : 9.3 KW  
**DIMENSION** : 2130 x 969 x 1626 mm  
**WEIGHT** : 670 Kg

## ENVELOPE TYPE BISCUIT PACKAGING MACHINE



**PACKING SPEED** : 25-50 bags / min  
**POWER** : 2.5 KW  
**AIR COMPRESSION** : 4-6 Kg / cm<sup>3</sup>, 100L / Hour

## HORIZONTAL BOX-MOTION MULTI PACKAGING MACHINE (5 SERVO)



**MSP-HBM708**

**PACKING SPEED** : 40-60 bags / min  
**POWER** : 1.5 KW  
**DIMENSION** : 6000 x 1500 x 1600 mm  
**WEIGHT** : 1500 Kg


## SEMI AUTOMATIC CARTONING MACHINE



**MSP-SC400**

**PACKING SPEED** : 20-60 cartons / min  
**POWER** : 1 KW  
**DIMENSION** : 4400 x 1060 x 1150 mm  
**CARTON SIZE** : 400 x 300 x 90 mm

## AUTOMATIC CARTONING MACHINE



**PACKING SPEED** : 30-60 cartons / min  
**POWER** : 1.5 KW  
**DIMENSION** : 4750 x 1500 x 1700 mm  
**WEIGHT** : 2500 Kg

## AUTOMATIC CARTONING MACHINE



**MSP-C250**

**PACKING SPEED** : 30-60 cartons / min  
**POWER** : 1.5 KW  
**DIMENSION** : 4600 x 450 x 1900 mm  
**WEIGHT** : 1500 Kg

## AUTOMATIC CANNED FILLING & PACKING MACHINE



<b>PACKING SPEED</b>	: 10-30 cans / min
<b>POWER</b>	: 2 KW
<b>DIMENSION</b>	: 2500 x 1245 x 2300 mm
<b>FILLING WEIGHT</b>	: 10-500 Kg
<b>WEIGHT RANGE</b>	: 1-6000 g

## GRANULE BAGGING AND SEWING MACHINE



**MSP-DJ-1C1**

<b>PACKING SPEED</b>	: <3 bags / min
<b>POWER</b>	: 3.9 KW
<b>DIMENSION</b>	: 4000 (variable) 1200 x 2400 mm
<b>PACKAGE WEIGHT</b>	: 10-50 Kg

## SINGLE HEAD BELT WEIGHER



**MSP-MHAX4**

<b>PACKING SPEED</b>	: 1-15 drops / min
<b>POWER</b>	: 700 W
<b>GROSS WEIGHT</b>	: 90 Kg
<b>WEIGHING RANGE</b>	: 500-4000 g
<b>HOPPER VOLUME</b>	: 6L

## 10 HEADS WEIGHER



**MSP-MHA10**

<b>PACKING SPEED</b>	: 65 drops / min
<b>POWER</b>	: 1 KW
<b>DIMENSION</b>	: 1620 x 1100 x 1110 mm
<b>GROSS WEIGHT</b>	: 380 Kg
<b>WEIGHING RANGE</b>	: 10-1000 g

## AUGER FILLING LINE



**MSP-DJ-2A**

<b>SPEED</b>	: 5-15 pcs / min
<b>POWER</b>	: 1.5 KW
<b>DIMENSION</b>	: 2400 x 800 x 1850 mm
<b>FILLING WEIGHT</b>	: 10-500 Kg
<b>HOPPER VOLUME</b>	: 25L

## FULLY AUTOMATIC HEAVY BAG PACKAGING UNIT



<b>PACKING SPEED</b>	: 3-8 bags / min
<b>MATERIAL RANGE</b>	: 25-50 Kg / bags
<b>BAG LENGTH</b>	: 700-1100 mm
<b>BAG WIZE</b>	: 480-650 mm

## 4 HEADS HIGH SPEED LINEAR WEIGHER



**MSP-MHAX1**

<b>PACKING SPEED</b>	: 60 drops / min
<b>POWER</b>	: 500 W
<b>GROSS WEIGHT</b>	: 240 Kg
<b>WEIGHING RANGE</b>	: 200-4000 g
<b>HOPPER VOLUME</b>	: 6L

## 12 HEADS MANUAL BELT WEIGHER



**MSP-MBWA12**

<b>PACKING SPEED</b>	: 30 drops / min
<b>POWER</b>	: 800 W
<b>DIMENSION</b>	: 2200 x 1200 x 1160 mm
<b>GROSS WEIGHT</b>	: 220 Kg
<b>WEIGHING RANGE</b>	: 50-600 g
<b>HOPPER VOLUME</b>	: 3L

## PREMADE ROTARY VACUUM PACKAGING MACHINE



**MSP-R200V**

**PACKING SPEED** : 20-40 bags / min  
**DIMENSION** : 2500 x 1600 x 1650 mm  
**WEIGHT** : 2100 Kg  
**FILLING VOLUME** : 15-1000 g


## AUTOMATIC FILLING CAPPING MACHINE TYPE



**MSP-SFZ-4**

**PACKING SPEED** : 100-150 bags / min  
**POWER** : 5 KW  
**DIMENSION** : 370 x 2600 x 2800 mm  
**WEIGHT** : About 2.3 T  
**CAPACITY** : 100-300 ml

## HORIZONTAL LINEAR INTERMITTENT PREMADE POUCH PACKAGING MACHINE



**MSP-H180S**

**POWER** : 9 KW  
**DIMENSION** : 6000 x 1100 x 1500 mm  
**WEIGHT** : 2100 Kg  
**FILLING CAPACITY** : 1000 ml

## HORIZONTAL SHAPED BAG PACKAGING MACHINE



**MSP-SY420**

**PACKING SPEED** : 25-50 bags / min  
**POWER** : 6.5 KW  
**DIMENSION** : 3555 x 1130 x 1792 mm  
**WEIGHT** : 1000 Kg

## FULL AUTOMATIC CONTROL FILLING & SEALING MACHINE



**MSP-GF-12**

**PACKING SPEED** : 200 cups / min  
**POWER** : 38 KW  
**DIMENSION** : 7700 x 2100 x 1250 mm  
**GAS CONSUMPTION** : 1.5m<sup>3</sup> / min

## AUTOMATIC CONTINUAL FILLING & SEALING MACHINE



**MSP-GF-F8**

**PACKING SPEED** : 90-125 bags / min  
**POWER** : 5 KW  
**DIMENSION** : 3400 x 1200 x 1800 mm  
**WEIGHT** : 2000 Kg  
**RANGE** : 100 g.max

## ASEPTIC CARTON FILLING MACHINE



**MSP-HCF5000-100**

**PACKING SPEED** : 50-80 bags / min  
**POWER** : 18 KW  
**DIMENSION** : 4200 x 1800 x 4000 mm  
**CAPACITY** : 100-1000 ml

## AUTOMATIC CONTINUAL FILLING & SEALING MACHINE



**MSP-GP-3**

**PACKING SPEED** : 30-40 tubs / min  
**DIMENSION** : 5700 x 920 x 2000 mm  
**GAS CONSUMPTION** : 0.8m<sup>3</sup> per/min 0.5-0.7 Mpa

## AUTOMATIC CARTONING MACHINE



**MSP-3800**

**PACKING SPEED** : 50-250 cartons / min  
**POWER** : 3 KW  
**DIMENSION** : 1470 x 2800 x 1645 mm  
**TARGET WEIGHT** : 200 g

## BIG BAG PREMADE POUCH ROTARY PACKAGING MACHINE



**MSP-300R**

**PACKING SPEED** : 20-45 bags / min  
**DIMENSION** : 2450 x 1750 x 1450 mm  
**WEIGHT** : 1700 Kg  
**FILLING VOLUME** : 10-2500 g

## LIQUID PREMADE POUCH ROTARY PACKAGING MACHINE



**MSP-R200L**

**PACKING SPEED** : 20-50 bags / min  
**DIMENSION** : 1450 x 1560 x 1520 mm  
**WEIGHT** : 1450 Kg  
**FILLING VOLUME** : 10-1500 g

## POWDER PREMADE POUCH ROTARY PACKAGING MACHINE



**MSP-R200A**

**PACKING SPEED** : 20-50 bags / min  
**DIMENSION** : 1460 x 1560 x 1480 mm  
**WEIGHT** : 1700 Kg  
**FILLING RANGE** : 0-1500 g

## MINI PREMADE POUCH PACKAGING MACHINE



**MSP-MDPI**

**PACKING SPEED** : 5-15 bags / min  
**BAG TYPE** : Stand-up bag, Pillow bag

## GRANULE PREMADE POUCH ROTARY PACKAGING MACHINE



**MSP-R200**

**PACKING SPEED** : 20-50 bags / min  
**DIMENSION** : 2000 x 2000 x 4000 mm  
**WEIGHT** : 2275 Kg  
**FILLING VOLUME** : 10-2500 g

## MINI PREMADE POUCH PACKAGING MACHINE



**MSP-300GK**

**PACKING SPEED** : 5-15 bags / min  
**BAG WIDTH** : 100-300 mm  
**BAG LENGTH** : 100-400 mm

## LINEAR PREMADE POUCH LIQUID PACKAGING MACHINE



**MSP-PMHZ-160LP**

**PACKING SPEED** : 20-50 bags / min  
**POWER** : 2 KW  
**WEIGHT** : 600 Kg  
**BAG LENGTH** : 110-230 mm  
**BAG WIDTH** : 90-160 mm

## 14 HEADS STANDARD MULTIHEAD WEIGHER



**MSP-MHA14**

<b>PACKING SPEED</b>	: 120 drops / min
<b>POWER</b>	: 1 KW
<b>GROSS WEIGHT</b>	: 500 Kg
<b>WEIGHING RANGE</b>	: 10-1500 g
<b>HOPPER VOLUME</b>	: 1.6/2.5 L

## CHECK WEIGHER



**MSP-CW200**

<b>SPEED</b>	: 52 m / min
<b>POWER</b>	: 400 W
<b>DIMENSION</b>	: 1450 x 570 x 1280 mm
<b>GROSS WEIGHT</b>	: 1000 Kg
<b>WEIGHING RANGE</b>	: 50-200 g

## METAL DETECTOR WITH EJECTOR



**MSP-G5020**

<b>SPEED</b>	: 30 m / min
<b>POWER</b>	: 400 W
<b>DIMENSION</b>	: 1470 x 1050 x 1410 mm
<b>GROSS WEIGHT</b>	: 200 Kg

## HIGH SPEED PICK & PLACE CASE PACKER



<b>SPEED</b>	: Adjustable
<b>POWER</b>	: 0.3 KW (Load 1Kg)
<b>LOAD CAPACITY</b>	: 3 Kg
<b>BODY WEIGHT</b>	: 55 Kg

## COBOT PALLETIZER



<b>SPEED</b>	: <8 actions / min
<b>POWER</b>	: 2.5 KW
<b>LOAD WEIGHT</b>	: 12 Kg
<b>WEIGHT</b>	: 260 Kg

## AUTOMATIC CARTON ERECTOR



**MSP-CE40**

<b>UNPACKING SPEED</b>	: 12 cartons / min
<b>POWER</b>	: 200 W
<b>DIMENSION</b>	: 2000 x 1900 x 1450 mm
<b>WEIGHT</b>	: 490 Kg

## AUTOMATIC BIG BAG PALLETIZER



**MSP-ZS600**


<b>STACKING SPEED</b>	: 1-8 bags / min (40kg / bag)
<b>POWER</b>	: 11 KW
<b>DIMENSION</b>	: 4500 x 2300 x 3100 mm

## CARTON SEALER MACHINE



<b>SEALING SPEED</b>	: 25-45 cartons / min
<b>DIMENSION</b>	: 1755 x 800 x 1650 mm
<b>TABLE HEIGHT</b>	: 635-780 mm

## CARTON UNPACKING, SEALING & STRAPPING PACKAGING LINE



**MSP-DSGZ07**

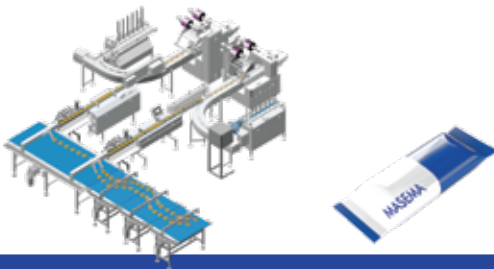
<b>PACKING SPEED</b>	: 200-1400 bags / min
<b>POWER</b>	: 9 KW
<b>LANES NUMBER</b>	: 4-28 lane
<b>STICK WIDTH</b>	: 16-90 mm

## AUTOMATIC STICK PACK LINE



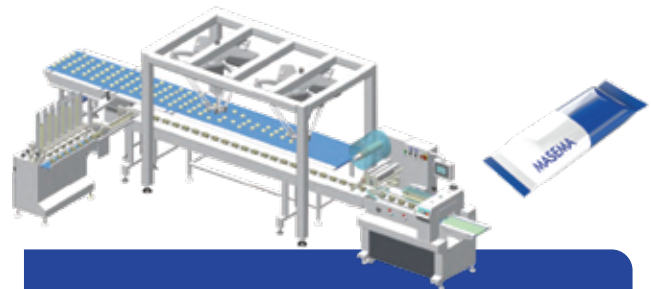
The automatic packaging assembly line including carton unpacking, sealing and strapping package. Wide application, small floor area, stable performance, simple operation, greatly reduce labor, improve production efficiency, reduce production cost.

## AUTOMATIC TRAY LOADING PACKING LINE



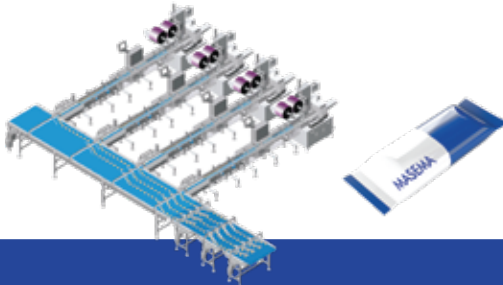
Applicable for packing moon cake, shredded meat waffle, cake and other regular shape objects with tray/box. Connected with former production line by automatic feeder or manual feeder.

## ONE FOR ONE ROBOTIC ARM FEEDING LINE



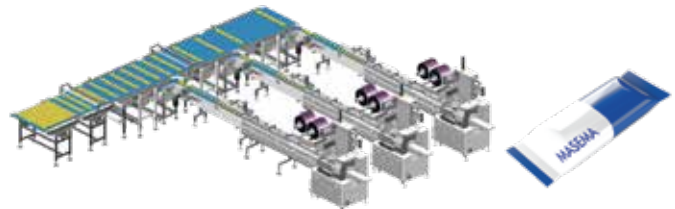
MSP-X1-02 Stretching machine  
Connected to the front-end food production line. MSP-X1-05 Double-head robotic arm The electric eye identifies the product's position, and PLC controls the frequency intelligently, which makes the capacity of each line is the same as much as possible.

## BISCUIT TYPE AUTOMATIC FEEDING & PACKING LINE



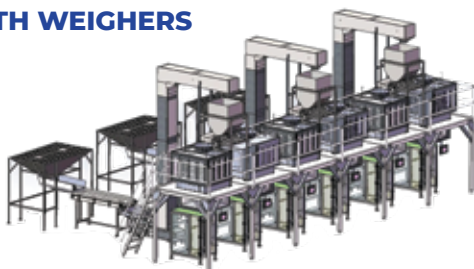
Applicable for packing biscuit, cookies, walnut cake and other regular shape objects. Connected with former production line by automatic feeder, to achieve single packaging.

## CARAMEL TREATS TYPE AUTOMATIC FEEDING & PACKING LINE



Applicable for packing puffed, sticky and cutting foods which are produced continuously and cut completely. Besides caramel treats, it's also suitable for egg-yolk puff, crunchy rice candy, seed candy and so on.

## 6 ROWS VERTICAL PACKAGING MACHINE WITH WEIGHERS



Connected to a former processing machine, the 6 Rows Vertical Packaging machine will automatically pack products to a preset amount of product weight.

## SECONDARY PACKAGING AUTOMATION LINE



Connected to a primary packaging line, the product transfers to a secondary packaging line to complete the packing process to further complete the production process.

# MASEMA

## JAKARTA

+62 878 8900 1000  
Pergudangan Pantai Indah Kapuk Sentra Industri  
Terpadu I & II Blok D2 No. 1, Jakarta Utara

## SURABAYA

(031) 991 463 22  
Pergudangan Margomulyo Jaya Blok F18 Surabaya

## SEMARANG

(+62) 813 9363 3544  
Jln Raya Nasional Semarang, RT 006 RW 002, No 10,  
Kendal, Semarang